



Project	Catalog #
Distributor	Type
Prepared by	Date



LINUS

G2 Linear High Bay Series T1-G2HBLED

The **Linus Series** is our 2nd generation LED high bay fixtures built with upgraded LED chips and a slimmer construction. Precision-designed optics, multiple distributions, and a choice of lumen outputs and color temperatures making the energy-efficient Linus Series the ideal solution for industrial, commercial and other high bay applications.

SPECIFICATION FEATURES

Construction

Durable post painted steel housing with white gloss finish and optional clear or frosted acrylic lens

Mounting

Can be suspended from the ceiling by AYC, EYE chain or aircraft cable, or optional pendant mount

Applications

Ideal solution for warehouses, retail, aisleway, etc.

Certification

DLC and UL listed. All components have UL certification. Protection Grade IP20

Warranty

7 years on Parts / 5 years on Labor



Input Voltage	120V-277V
Rated Wattage	111/135/161/178W
Available CCT	4000/5000K
Efficacy	130 LWP
CRI	>80
Color Consistency	5-step MacAdam Ellipse
Ambient Temp	-20°C to 50°C
Power Factor	>0.92
Dimming	0-10V
Surge Protection	2KV
Lifetimes	100,000 hours

ORDERING OPTIONS

Example: T1-G2HBLED/U/111-40-PK-OS

SERIES	WATTAGE	COLOR TEMP	LENS DIFFUSER	ACCESSORIES	CONTROLS
T1-G2HBLED	/U/ 111	-40		-PK	-OS
	111 111W 135 135W 161 161W 178 178W	40 4000K 50 5000K	[Blank] Frosted CL Clear	[Blank] V-hooks & chains 36" PK Pendant mounting kit AC Aircraft cable CD(X) SO cord (per foot)	OS On/Off PIR high bay motion sensor DL Daylight harvesting SDS Step dimming PIR motion & daylight sensor SDT 480V step down transformer EM Emergency battery backup, 90 mins.

TOP TIER LIGHTING



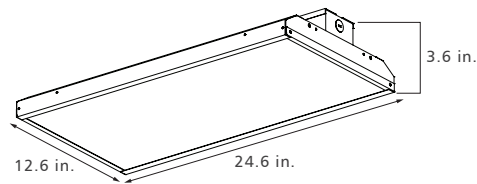
LINUS

G2 Linear High Bay Series



T1-G2HBLED/U/111

CATALOG NUMBER	RATED WATTAGE	EFFICACIES	DELIVERED LUMENS
T1-G2HBLED/U/111-40	111W	132	14596
T1-G2HBLED/U/111-50	111W	133	14718

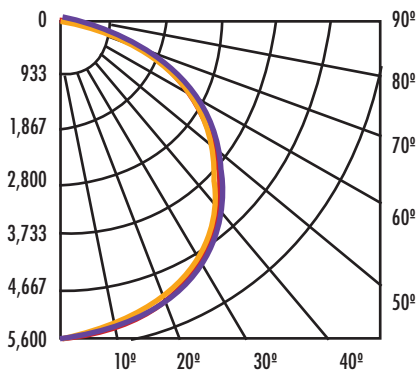


ZONAL LUMENS SUMMARY

Zone	Lumens	% Lamp	% Luminaire
0-30	4,050.1	30.6	30.6
0-40	6,471.7	48.9	48.9
0-60	10,839.2	81.9	81.9
60-90	2,390.1	18.1	18.1
0-90	13,229.3	100	100

LUMENS PER ZONE

Zone	Lumens	% Total
0-10	514.8	3.9
10-20	1,429.3	10.8
20-30	2,105.9	15.9
30-40	2,421.7	18.3
40-50	2,363.7	17.9
50-60	2,003.8	15.1
60-70	1,425.0	10.8
70-80	734.4	5.6
80-90	230.7	1.7



FLOOD SUMMARY

	Efficiency %	Lumens	Horiz. Spread	Vert. Spread
Field (10%)	97.0	12,833.7	1574	151.7
Beam (50%)	63.9	8,453.8	101.7	94.4
Total	100	13,226.7		

■ 0°H
 ■ 90° H
 ■ 45° H



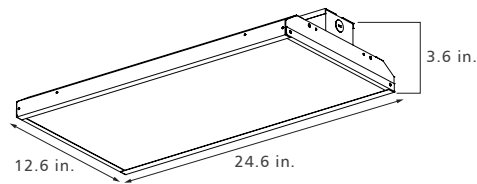
LINUS

G2 Linear High Bay Series



T1-G2HBLED/U/135

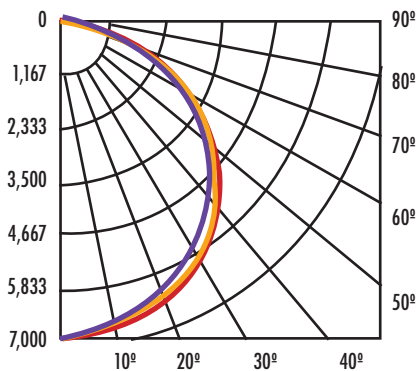
CATALOG NUMBER	RATED WATTAGE	EFFICACIES	DELIVERED LUMENS
T1-G2HBLED/U/135-40	135W	133	17901
T1-G2HBLED/U/135-50	135W	134	18063



ZONAL LUMENS SUMMARY

LUMENS PER ZONE

Zone	Lumens	% Lamp	% Luminaire	Zone	Lumens	% Total
0-30	5,011.4	30.6	30.6	0-10	638.3	3.9
0-40	8,006.3	48.9	48.9	10-20	1,769.6	10.8
0-60	13,420.4	81.9	81.9	20-30	2,603.5	15.9
60-90	2,964.3	18.1	18.1	30-40	2,994.9	18.3
0-90	16,384.7	100	100	40-50	2,927.6	17.9
				50-60	2,486.6	15.1
				60-70	1,769.0	10.8
				70-80	910.0	5.6
				80-90	285.3	1.7



FLOOD SUMMARY

	Efficiency %	Lumens	Horiz. Spread	Vert. Spread
Field (10%)	97.1	15,904.3	157.8	150.8
Beam (50%)	63.5	10,405.5	102.2	93.7
Total	100	16,381.4		

■ 0°H
 ■ 90° H
 ■ 45° H



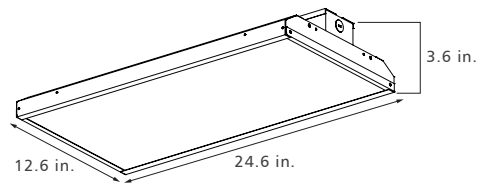
LINUS

G2 Linear High Bay Series

T1-G2HBLED/U/161



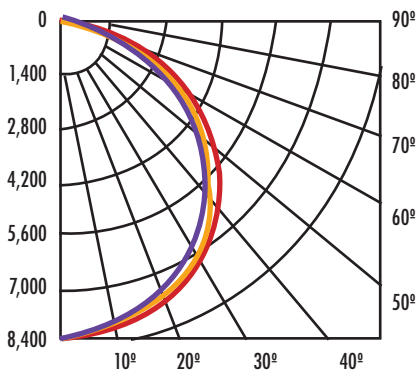
CATALOG NUMBER	RATED WATTAGE	EFFICACIES	DELIVERED LUMENS
T1-G2HBLED/U/161-40	161W	131	21124
T1-G2HBLED/U/161-50	161W	132	21203



ZONAL LUMENS SUMMARY

LUMENS PER ZONE

Zone	Lumens	% Lamp	% Luminaire	Zone	Lumens	% Total
0-30	6,137.5	29.4	29.4	0-10	771.7	3.7
0-40	9,869.2	47.3	47.3	10-20	2,157.5	10.3
0-60	16,770.8	80.4	80.4	20-30	3,208.3	15.4
60-90	4,075.5	19.5	19.5	30-40	3,731.7	17.9
0-90	20,846.3	100	100	40-50	3,699.0	17.7
				50-60	3,202.6	15.4
				60-70	2,344.2	11.2
				70-80	1,290.3	6.2
				80-90	441.1	2.1



FLOOD SUMMARY

	Efficiency %	Lumens	Horiz. Spread	Vert. Spread
Field (10%)	97.4	20,314.1	157.9	157.6
Beam (50%)	65.6	13,671.6	102.6	99.8
Total	100	20,841.5		

■ 0°H
 ■ 90° H
 ■ 45° H



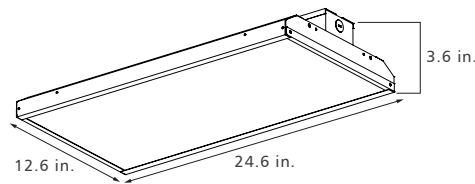
LINUS

G2 Linear High Bay Series

T1-G2HBLED/U/178



CATALOG NUMBER	RATED WATTAGE	EFFICACIES	DELIVERED LUMENS
T1-G2HBLED/U/178-40	178W	132	23531
T1-G2HBLED/U/178-50	178W	133	23745

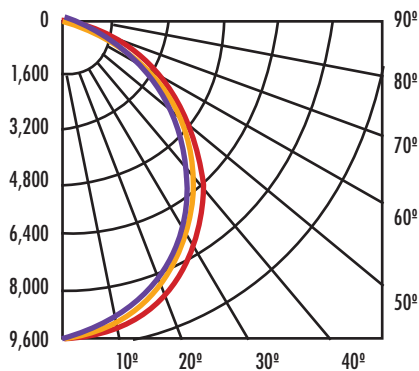


ZONAL LUMENS SUMMARY

LUMENS PER ZONE

Zone	Lumens	% Lamp	% Luminaire
0-30	6,870.6	30.5	30.5
0-40	10,982.9	48.7	48.7
0-60	18,440.2	81.7	81.7
60-90	4,118.4	18.3	18.3
0-90	22,558.5	100	100

Zone	Lumens	% Total
0-10	874.6	3.9
10-20	2,425.4	10.8
20-30	3,570.5	15.8
30-40	4,112.3	18.2
40-50	4,027.6	17.9
50-60	3,429.7	15.2
60-70	2,449.0	10.9
70-80	1,269.4	5.6
80-90	399.9	1.8



FLOOD SUMMARY

	Efficiency %	Lumens	Horiz. Spread	Vert. Spread
Field (10%)	97.0	21,883.5	157.9	150.9
Beam (50%)	63.8	14,401.9	102.4	4.1
Total	100	22,553.9		

■ 0°H
 ■ 90° H
 ■ 45° H