

MULTI1 WATT
COLOR
TECHNOLOGY

Project	Catalog #
Distributor	Type
Prepared by	Date

FLEET

Flat Panel Series

T1-FP

The **Fleet Series** is our new line of flat panels with revolutionary multi-watt and multi-CCT feature. The field adjustable **multi-watt, multi-color** dip switch on the driver allows you to change the wattage and color temperature according to your project's needs. An ultra thin fixture with a backlit frame that upgrades aesthetics and produces an even light distribution. This series comes in Standard DLC and Premium DLC model options and is available in 1x4, 2x2 and 2x4 packages. V-hooks and J-adaptors are included.

SPECIFICATION FEATURES

Construction

Durable aluminum construction. White polyester powder coat. Acrylic lens and polymethyl methacrylate (PMMA) diffuser prevents hotspots, shadows and glare, while providing uniform illumination

Mounting

Recessed mounting. Installs into conventional grid ceiling.

Applications

Ideal solution for office spaces, retail, commercial, healthcare, and other low ceiling applications

Certification

DLC and UL listed. All components have UL certification. Protection Grade IP20

Warranty

5 years on Parts



Input Voltage

120V-277V

Rated Wattage

29/39/49W/**Multi-watt**

Available CCT

4000K/5000K/**Multi-CCT**

Efficacy

130 LWP

CRI

>80

Color Consistency

5-step MacAdam Ellipse

Ambient Temp

-20°C to 55°C

Power Factor

>0.92

Dimming

0-10V

Surge Protection

2KV

Lifetimes

50,000 hours



TOP TIER LIGHTING

ORDERING OPTIONS

Example: T1-PFP2X2/U/MW29-MCCT

SERIES	FORM FACTOR	WATTAGE				COLOR TEMP	
T1-PFP	2x2/U/	MW29				-MCCT	
FP Standard	1X4 1' X 4'	1' X 4'		2' X 4'		40	4000K
PFP Premium	2X2 2' X 2'	29	29W	39	39W	50	5000K
	2X4 2' X 4'	2' X 2'		49	49W	MCCT	Multi-CCT
		29	29W	MW29	Multi-watt		
		39	39W		29W (default)		
		MW29	Multi-watt		24W, 19W, 15W		
			29W (default)	MW49	Multi-watt		
			24W, 19W, 15W		49W (default)		
					39W, 34W, 29W		



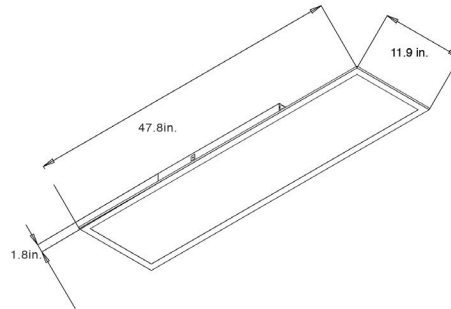
FLEET

Flat Panel Series



T1-FP1X4/U/29

CATALOG NUMBER	RATED WATTAGE	EFFICACIES	DELIVERED LUMENS
T1-FP1X4/U/29-40	29W	131	3825
T1-FP1X4/U/29-50	29W	134	3871



ZONAL LUMENS SUMMARY

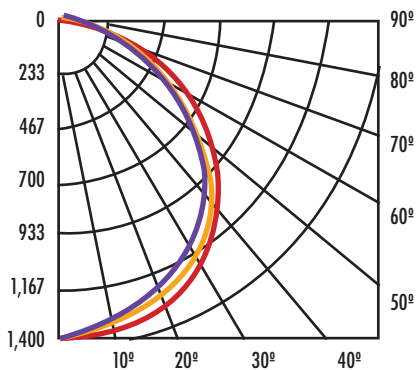
LUMENS PER ZONE

Zone	Lumens	% Lamp	% Luminaire
0-30	1,025.9	19.2	26.1
0-40	1,686.0	31.5	42.9
0-60	3,009.9	56.2	76.7
60-90	916.8	17.1	23.3
0-90	3,926.7	73.3	100.0

Zone	Lumens	% Total
0-10	124.9	3.2
10-20	356.0	9.1
20-30	544.9	13.9
30-40	660.1	16.8
40-50	689.8	17.6
50-60	634.2	16.2
60-70	495.2	12.6
70-80	305.5	7.8
80-90	116.1	3.0

FLOOD SUMMARY

	Efficiency %	Lumens	Horiz. Spread	Vert. Spread
Field (10%)	72.1	3,864.3	164.9	167.5
Beam (50%)	52.9	2,832.9	114.7	114.0
Total	73.3	3,925.4		



■ 0°H
 ■ 45°H
 ■ 90°H



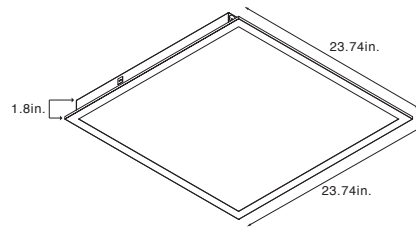
FLEET

Flat Panel Series

T1-FP2X2/U/29



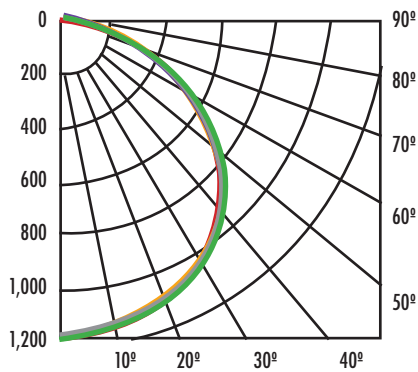
CATALOG NUMBER	RATED WATTAGE	EFFICACIES	DELIVERED LUMENS
T1-FP2X2/U/29-40	29W	115	3340
T1-FP2X2/U/29-50	29W	116	3387



ZONAL LUMENS SUMMARY

LUMENS PER ZONE

Zone	Lumens	% Lamp	% Luminaire	Zone	Lumens	% Total	Zone	Lumen	% Total
0-30	884.0	27	27	0-10	107.2	3.3	90-100	0	0
0-40	1,453.0	44.3	44.4	10-20	307.9	9.4	100-110	0	0
0-60	2,588.0	78.9	79	20-30	468.9	14.3	110-120	0	0
60-90	685.1	20.9	20.9	30-40	569.0	17.4	120-130	0	0
70-100	275.4	8.4	8.4	40-50	594.9	18.2	130-140	0.0	0
90-120	0	0	0	50-60	540.0	16.5	140-150	0.4	0
0-90	3,273.1	99.8	99.9	60-70	409.8	13.5	150-160	0.7	0
90-180	1.8	0.1	0.1	70-80	224.3	6.9	160-170	0.6	0
0-180	3,274.9	99.9	100	80-90	51.0	1.6	170-180	0.2	0



FLOOD SUMMARY

	Efficiency %	Lumens	Horiz. Spread	Vert. Spread
Field (10%)	98.3	3,224.4	160.2	160.2
Beam (50%)	74.5	2,442.6	114.2	114.2
Total	99.9	3,274.8		

■ 0°H
 ■ 22.5° H
 ■ 45° H
 ■ 67.5° H
 ■ 90° H



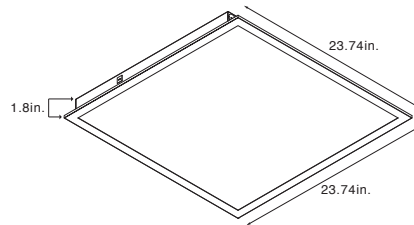
FLEET

Flat Panel Series

T1-FP2X2/U/39



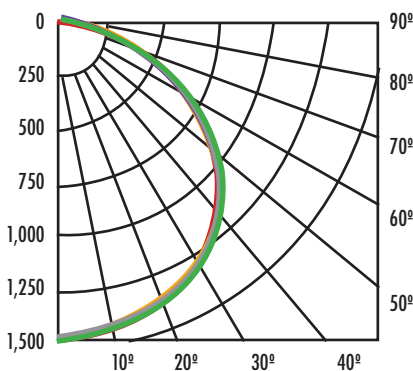
CATALOG NUMBER	RATED WATTAGE	EFFICACIES	DELIVERED LUMENS
T1-FP2X2/U/39-40	39W	112	4395
T1-FP2X2/U/39-50	39W	114	4457



ZONAL LUMENS SUMMARY

LUMENS PER ZONE

Zone	Lumens	% Lamp	% Luminaire	Zone	Lumens	% Total	Zone	Lumen	% Total
0-30	1,161.9	26.9	27	0-10	140.9	3.3	90-100	0	0
0-40	1,909.9	44.3	44.3	10-20	404.6	9.4	100-110	0	0
0-60	3,401.7	78.9	79	20-30	616.3	14.3	110-120	0	0
60-90	902.4	20.9	20.9	30-40	748.1	17.4	120-130	0	0
70-100	363.3	8.4	8.4	40-50	781.5	18.1	130-140	0.2	0
90-120	0	0	0	50-60	710.2	16.5	140-150	0.9	0
0-90	4,304.1	99.8	99.9	60-70	539.1	2.5	150-160	1.2	0
90-180	3.6	0.1	0.1	70-80	295.6	6.9	160-170	0.9	0
0-180	4,307.7	99.9	100	80-90	67.7	1.6	170-180	0.3	0



FLOOD SUMMARY

	Efficiency %	Lumens	Horiz. Spread	Vert. Spread
Field (10%)	98.3	4,240.6	160.2	160.2
Beam (50%)	4.6	3,217.7	114.1	14.2
Total	99.9	4,307.5		

■ 0°H
 ■ 22.5° H
 ■ 45° H
 ■ 67.5° H
 ■ 90° H



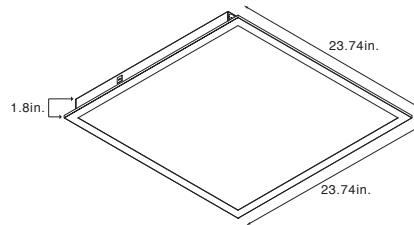
FLEET

Premium Flat Panel Series

T1-PFP2X2/U/29



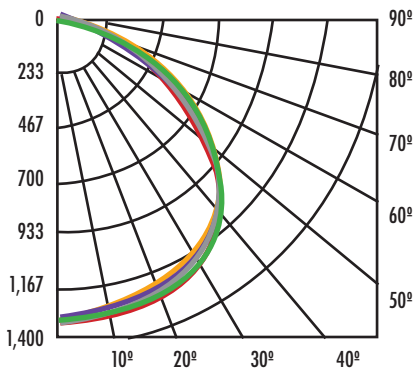
CATALOG NUMBER	RATED WATTAGE	EFFICACIES	DELIVERED LUMENS
T1-PFP2X2/U/29-40	29W	129	3741
T1-PFP2X2/U/29-50	29W	129	3799



ZONAL LUMENS SUMMARY

LUMENS PER ZONE

Zone	Lumens	% Lamp	% Luminaire	Zone	Lumens	% Total	Zone	Lumen	% Total
0-30	1,078.6	29.3	29.3	0-10	126.4	3.4	90-100	0.2	0
0-40	1,799.5	48.9	49	10-20	370.3	10.1	100-110	0	0
0-60	3,036.9	82.5	82.6	20-30	581.9	15.8	110-120	0	0
60-90	635.6	17.3	17.3	30-40	720.9	19.6	120-130	0.2	0
70-100	271.0	7.4	7.4	40-50	701.6	19.1	130-140	0.8	0
90-120	0.2	0	0	50-60	535.8	14.6	140-150	1.0	0
0-90	3,672.5	99.8	99.9	60-70	364.8	9.9	150-160	1.2	0
90-180	3.4	0.1	0.1	70-80	210.1	5.7	160-170	0.9	0
0-180	3,675.9	99.9	100	80-90	60.8	1.7	170-180	0.3	0



FLOOD SUMMARY

	Efficiency %	Lumens	Horiz. Spread	Vert. Spread
Field (10%)	97.8	3,597.6	156.9	156.9
Beam (50%)	72.5	2,667.1	104.4	104.6
Total	99.9	3,676.0		

■ 0°H
 ■ 22.5° H
 ■ 45° H
 ■ 67.5° H
 ■ 90° H



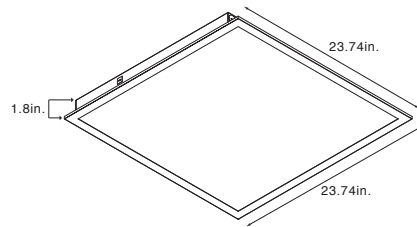
FLEET

Premium Flat Panel Series

T1-PFP2X2/U/39



CATALOG NUMBER	RATED WATTAGE	EFFICACIES	DELIVERED LUMENS
T1-PFP2X2/U/39-40	39W	N/A	N/A
T1-PFP2X2/U/39-50	39W	N/A	N/A



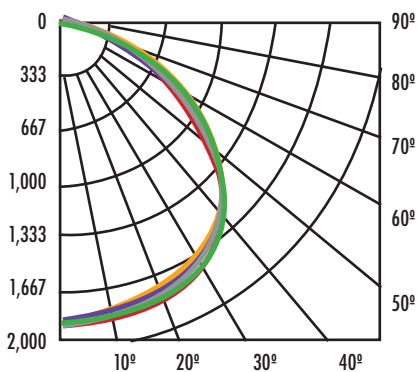
ZONAL LUMENS SUMMARY

LUMENS PER ZONE

Zone	Lumens	% Lamp	% Luminaire	Zone	Lumens	% Total	Zone	Lumen	% Total
0-30	1,491.6	31.2	31.2	0-10	181.5	3.8	90-100	0.3	0
0-40	2,434.4	50.9	50.9	10-20	520.5	10.9	100-110	0	0
0-60	3,987.4	83.3	83.4	20-30	789.7	16.5	110-120	0	0
60-90	785.7	16.4	16.4	30-40	942.7	19.7	120-130	0.0	0
70-100	337.3	7	7.1	40-50	888.6	18.6	130-140	0.8	0
90-120	0.3	0	0	50-60	664.5	13.9	140-150	1.7	0
0-90	4,773.2	99.7	99.9	60-70	448.8	9.4	150-160	2.0	0
90-180	0.3	0.1	0.1	70-80	259.7	5.4	160-170	1.5	0
0-180	4,780.1	99.9	100	80-90	77.3	1.6	170-180	0.6	0

FLOOD SUMMARY

	Efficiency %	Lumens	Horiz. Spread	Vert. Spread
Field (10%)	97.3	4,658.4	153.7	153.1
Beam (50%)	68.5	3,277.2	98.4	97.8
Total	99.9	4,780.6		



■ 0°H
 ■ 22.5° H
 ■ 45° H
 ■ 67.5° H
 ■ 90° H



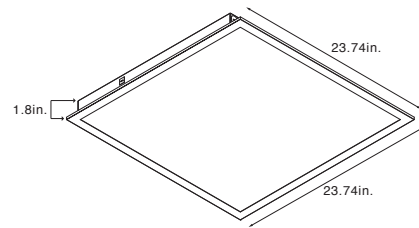
FLEET

Premium Flat Panel Series

T1-PFP2X2/U/MW29-MCCT



CATALOG NUMBER	RATED WATTAGE	EFFICACIES	DELIVERED LUMENS
T1-PFP2X2/U/MW29-MCCT	15/19/24/ 29W (default)	125	3645 (35K)
		135	3920 (40K)
		131	3807 (50K)



ZONAL LUMENS SUMMARY

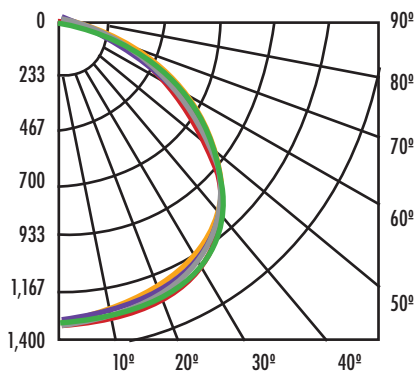
LUMENS PER ZONE

Zone	Lumens	% Lamp	% Luminaire	Zone	Lumens	% Total	Zone	Lumen	% Total
0-30	1,081.3	29.3	29.3	0-10	126.7	3.4	90-100	0.2	0
0-40	1,803.9	48.9	49	10-20	371.2	10.1	100-110	0	0
0-60	3,044.3	82.5	82.6	20-30	583.3	15.8	110-120	0	0
60-90	637.2	17.3	17.3	30-40	722.6	19.6	120-130	0.0	0
70-100	271.7	7.4	7.4	40-50	703.3	19.1	130-140	0.2	0
90-120	0.2	0	0	50-60	537.1	14.6	140-150	0.8	0
0-90	3,681.5	99.8	99.9	60-70	365.7	9.9	150-160	1.0	0
90-180	3.4	0.1	0.1	70-80	210.6	5.7	160-170	0.9	0
0-180	3,684.9	99.9	100	80-90	60.9	1.7	170-180	0.3	0



FLOOD SUMMARY

	Efficiency %	Lumens	Horiz. Spread	Vert. Spread
Field (10%)	97.8	3,606.5	156.9	156.9
Beam (50%)	72.5	2,673.6	104.4	104.6
Total	99.9	3,685.0		



■ 0° H
 ■ 22.5° H
 ■ 45° H
 ■ 67.5° H
 ■ 90° H



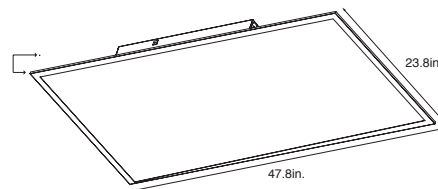
FLEET

Flat Panel Series

T1-FP2X4/U/39



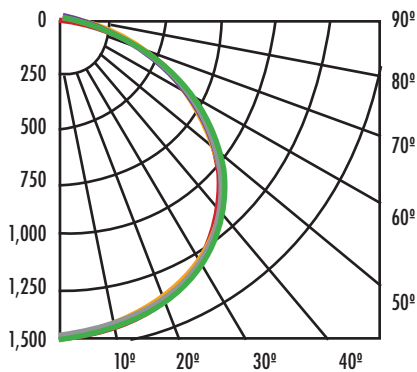
CATALOG NUMBER	RATED WATTAGE	EFFICACIES	DELIVERED LUMENS
T1-FP2X4/U/39-40	39W	135	4395
T1-FP2X24/U/39-50	39W	137	4457



ZONAL LUMENS SUMMARY

LUMENS PER ZONE

Zone	Lumens	% Lamp	% Luminaire	Zone	Lumens	% Total	Zone	Lumen	% Total
0-30	1,163.3	27	27	0-10	1414	3.3	90-100	0.4	0
0-40	1,908.9	44.2	44.3	10-20	405.6	9.4	100-110	0	0
0-60	3,385.4	78.5	78.5	20-30	616.3	14.3	110-120	0	0
60-90	922.5	21.4	21.4	30-40	745.2	17.4	120-130	0	0
70-100	389.9	9	9	40-50	775.2	18.0	130-140	0.0	0
90-120	0.4	0	0	50-60	701.3	16.3	140-150	0.4	0
0-90	4,307.9	99.8	99.9	60-70	532.9	12.4	150-160	0.7	0
90-180	2.2	0.1	0.1	70-80	304.4	7.1	160-170	0.5	0
0-180	4,310.2	99.9	100	80-90	85.2	2.0	170-180	0.2	0



FLOOD SUMMARY

	Efficiency %	Lumens	Horiz. Spread	Vert. Spread
Field (10%)	98.3	4,241.6	161.6	162.4
Beam (50%)	73.3	3,164.5	112.6	113.8
Total	99.9	4,310.0		

■ 0°H
 ■ 22.5° H
 ■ 45° H
 ■ 67.5° H
 ■ 90° H



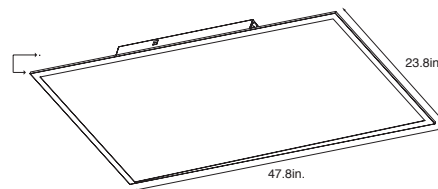
FLEET

Flat Panel Series

T1-FP2X4/U/49



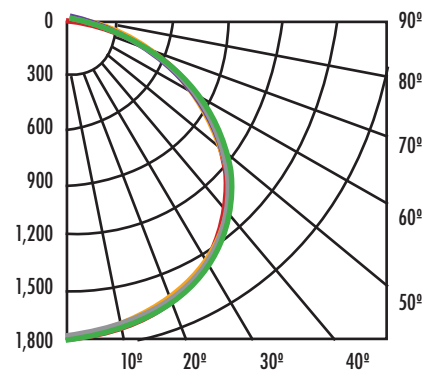
CATALOG NUMBER	RATED WATTAGE	EFFICACIES	DELIVERED LUMENS
T1-FP2X4/U/49-40	49W	113	5561
T1-FP2X4/U/49-50	49W	115	5564



ZONAL LUMENS SUMMARY

LUMENS PER ZONE

Zone	Lumens	% Lamp	% Luminaire	Zone	Lumens	% Total	Zone	Lumen	% Total
0-30	1,387.0	26.9	27	0-10	168.6	3.3	90-100	0.4	0
0-40	2,276.0	44.2	44.3	10-20	483.6	9.4	100-110	0	0
0-60	4,036.9	78.4	78.5	20-30	734.8	14.3	110-120	0	0
60-90	1,101.7	21.4	21.4	30-40	888.9	17.3	120-130	0	0
70-100	466.2	9.1	9.1	40-50	924.6	18.0	130-140	0.0	0
90-120	0.4	0	0	50-60	835.3	16.3	140-150	0.2	0
0-90	5,138.6	99.8	99.9	60-70	635.9	12.4	150-160	0.8	0
90-180	3.3	0.1	0.1	70-80	363.6	7.1	160-170	0.7	0
0-180	5,141.9	99.9	100	80-90	102.1	2.0	170-180	0.3	0



FLOOD SUMMARY

	Efficiency %	Lumens	Horiz. Spread	Vert. Spread
Field (10%)	98.3	5,059.1	161.7	162.4
Beam (50%)	73.3	3,774.8	112.6	113.9
Total	99.9	5,141.7		

■ 0°H
 ■ 22.5° H
 ■ 45° H
 ■ 67.5° H
 ■ 90° H



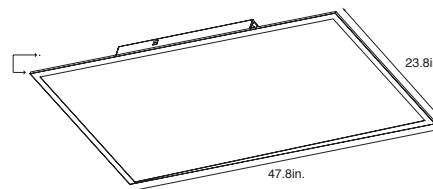
FLEET

Premium Flat Panel Series



T1-PFP2X4/U/29

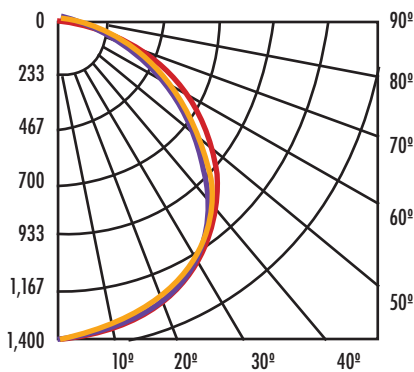
CATALOG NUMBER	RATED WATTAGE	EFFICACIES	DELIVERED LUMENS
T1-PFP2X4/U/29-40	29W	136	3944
T1-PFP2X4/U/29-50	29W	137	3973



ZONAL LUMENS SUMMARY

LUMENS PER ZONE

Zone	Lumens	% Lamp	% Luminaire	Zone	Lumens	% Total
0-30	1,068.3	26.3	26.3	0-10	130.5	3.2
0-40	1,752.2	43.1	43.1	10-20	371.3	9.1
0-60	3,117.3	76.7	76.7	20-30	566.5	13.9
60-90	646.6	23.3	23.3	30-40	683.9	16.8
0-90	4,063.9	100	100	40-50	712.1	17.5
				50-60	653.0	16.1
				60-70	510.2	12.4
				70-80	315.8	7.8
				80-90	120.6	3.0



FLOOD SUMMARY

	Efficiency %	Lumens	Horiz. Spread	Vert. Spread
Field (10%)	98.4	4,000.8	164.9	167.8
Beam (50%)	71.5	2,904.8	113.7	113.4
Total	99.9	4,062.5		

■ 0° H
 ■ 45° H
 ■ 90° H



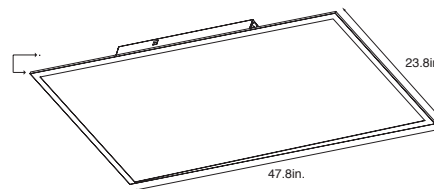
FLEET

Premium Flat Panel Series

T1-PFP2X4/U/39



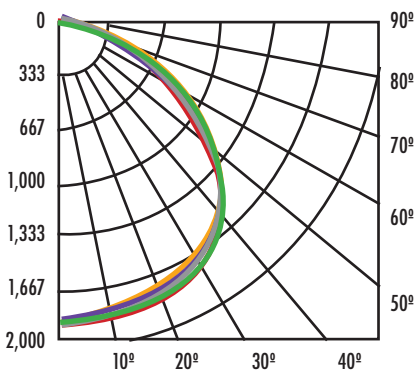
CATALOG NUMBER	RATED WATTAGE	EFFICACIES	DELIVERED LUMENS
T1-PFP2X4/U/39-40	39W	135	5265
T1-PFP2X4/U/39-50	39W	137	5343



ZONAL LUMENS SUMMARY

LUMENS PER ZONE

Zone	Lumens	% Lamp	% Luminaire	Zone	Lumens	% Total	Zone	Lumen	% Total
0-30	1,533.5	29.6	29.7	0-10	180.7	3.5	90-100	0.3	0
0-40	2,550.2	49.3	49.3	10-20	527.9	10.2	100-110	0	0
0-60	4,288.8	82.9	83	20-30	824.9	16.0	110-120	0	0
60-90	876.9	16.9	17	30-40	1,016.7	19.7	120-130	0.0	0
70-100	372.1	7.2	7.2	40-50	990.3	19.2	130-140	0.3	0
90-120	0.3	0	0	50-60	748.2	14.5	140-150	1.0	0
0-90	5,165.6	99.8	99.9	60-70	505.0	9.8	150-160	1.1	0
90-180	3.8	0.1	0.1	70-80	288.5	5.6	160-170	0.9	0
0-180	5,169.5	99.9	100	80-90	834	1.6	170-180	0.3	0



FLOOD SUMMARY

	Efficiency %	Lumens	Horiz. Spread	Vert. Spread
Field (10%)	97.7	5,054.7	156.1	156.7
Beam (50%)	71.9	3,722.7	103.1	103.6
Total	99.9	5,169.7		

■ 0°H
 ■ 22.5° H
 ■ 45° H
 ■ 67.5° H
 ■ 90° H



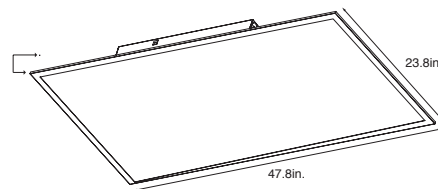
FLEET

Premium Flat Panel Series



T1-PFP2X4/U/49

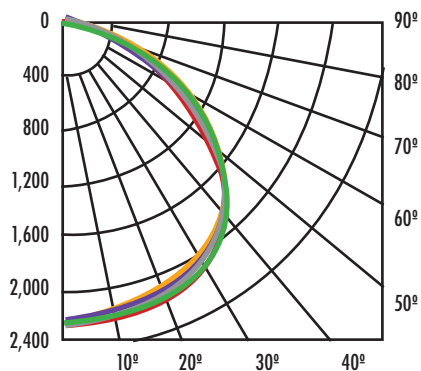
CATALOG NUMBER	RATED WATTAGE	EFFICACIES	DELIVERED LUMENS
T1-PFP2X4/U/49-40	49W	132	6468
T1-PFP2X4/U/49-50	49W	134	6566



ZONAL LUMENS SUMMARY

LUMENS PER ZONE

Zone	Lumens	% Lamp	% Luminaire	Zone	Lumens	% Total	Zone	Lumen	% Total
0-30	1,896.3	29.6	29.7	0-10	223.5	3.5	90-100	0.7	0
0-40	3,152.7	49.3	49.3	10-20	652.8	10.2	100-110	0	0
0-60	5,300.4	82.9	83	20-30	1,020.0	16.0	110-120	0	0
60-90	1,082.3	16.9	16.9	30-40	1,256.4	19.7	120-130	0	0
70-100	459.5	7.2	7.2	40-50	1,223.2	19.1	130-140	0.5	0
90-120	0.7	0	0	50-60	924.4	14.5	140-150	1.3	0
0-90	6,382.7	99.8	99.9	60-70	623.5	9.8	150-160	1.4	0
90-180	5.4	0.1	0.1	70-80	356.0	5.6	160-170	1.1	0
0-180	6,388.1	99.9	100	80-90	102.9	1.6	170-180	0.4	0



FLOOD SUMMARY

	Efficiency %	Lumens	Horiz. Spread	Vert. Spread
Field (10%)	97.7	6,249.6	156	156.6
Beam (50%)	72.1	4,612.4	103.4	103.6
Total	99.9	6,388.3		

■ 0°H
 ■ 22.5° H
 ■ 45° H
 ■ 67.5° H
 ■ 90° H

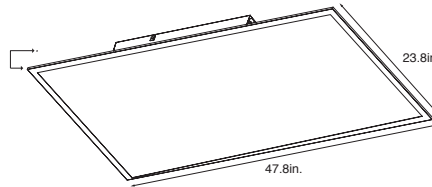


FLEET

Premium Flat Panel Series

T1-PFP2X4/U/MW29-MCCT

CATALOG NUMBER	RATED WATTAGE	EFFICACIES	DELIVERED LUMENS
T1-PFP2X4/U/MW29-MCCT	15/19/24/ 29W (default)	138	4005 (35K)
		149	4312 (40K)
		142	4106 (50K)



ZONAL LUMENS SUMMARY

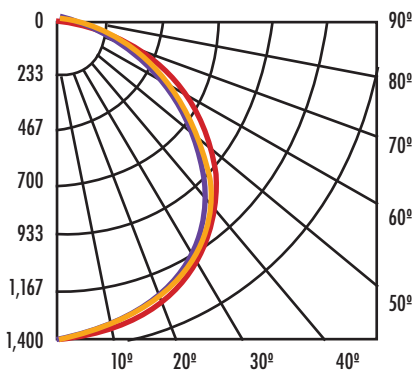
LUMENS PER ZONE

Zone	Lumens	% Lamp	% Luminaire	Zone	Lumens	% Total
0-30	1,068.3	26.3	26.3	0-10	130.5	3.2
0-40	1,752.2	43.1	43.1	10-20	371.2	9.1
0-60	3,117.3	76.7	76.7	20-30	566.5	13.9
60-90	946.6	23.3	23.3	30-40	683.9	16.8
0-90	4,063.9	100	100	40-50	712.1	17.5
				50-60	653.0	16.1
				60-70	510.2	12.6
				70-80	315.8	7.8
				80-90	120.6	3.0



FLOOD SUMMARY

	Efficiency %	Lumens	Horiz. Spread	Vert. Spread
Field (10%)	98.4	4,000.8	164.9	167.8
Beam (50%)	71.5	2,904.8	113.7	113.4
Total	100	4,062.5		



■ 0°H
 ■ 45° H
 ■ 90° H

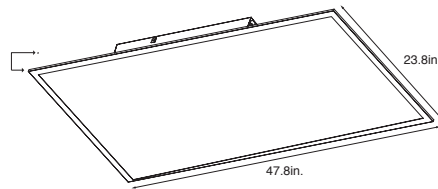


FLEET

Premium Flat Panel Series

T1-PFP2X4/U/MW49-MCCT

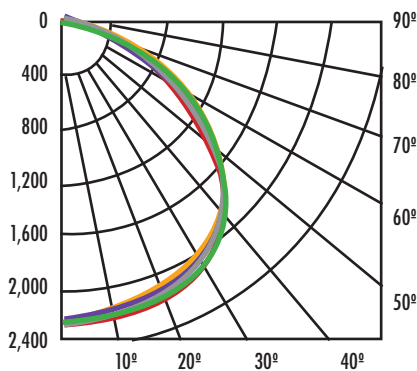
CATALOG NUMBER	RATED WATTAGE	EFFICACIES	DELIVERED LUMENS
T1-PFP2X4/U/MW49-MCCT	29/34/39/ 49W (default)	131	6448 (35K)
		143	7011 (40K)
		134	6575 (50K)



ZONAL LUMENS SUMMARY

LUMENS PER ZONE

Zone	Lumens	% Lamp	% Luminaire	Zone	Lumens	% Total	Zone	Lumen	% Total
0-30	1,907.9	29.6	29.6	0-10	224.7	3.5	90-100	1.1	0
0-40	3,173.5	49.2	49.3	10-20	655.6	10.2	100-110	0	0
0-60	5,340.0	82.8	82.9	20-30	1,026.5	15.9	110-120	0	0
60-90	1,093.3	16.9	17.0	30-40	1,265.6	19.6	120-130	0.5	0
70-100	464.8	7.2	7.2	40-50	1,233.6	19.1	130-140	1.5	0
90-120	1.1	0	0	50-60	933.0	14.5	140-150	2.1	0
0-90	6,433.2	99.7	99.9	60-70	629.5	9.8	150-160	2.1	0
90-180	9.3	0.1	0.1	70-80	359.1	5.6	160-170	1.4	0
0-180	6,442.5	99.9	100	80-90	1.6	1.6	170-180	0.5	0



FLOOD SUMMARY

	Efficiency %	Lumens	Horiz. Spread	Vert. Spread
Field (10%)	97.7	6,300.2	156	156.7
Beam (50%)	72.3	4,662.2	103.7	103.7
Total	99.9	6,442.7		

■ 0° H
 ■ 22.5° H
 ■ 45° H
 ■ 67.5° H
 ■ 90° H